

NEW

M U S S O

M U S S O GRAND



New **MUSSO GRAND**

New **MUSSO**

MAKING A STRONG FIRST IMPRESSION

You really will make a strong impression with Musso and Musso Grand pick-up trucks – a formidable new-look radiator grille & front bumper, crystal-clear LED head lamps and twin LED fog lamps will see to that.

Impressive new radiator grille & front bumper



New crystal-clear LED head lamps



New LED fog lamps



* Vehicle shown is 'Special Model package' version.

New **MUSSO GRAND**



STRONG AND FIT FOR PURPOSE

As well as being strong and capable of carrying and towing heavy loads, Musso Grand looks the part, too.



- ① High-intensity discharge (HID) headlights
- ② Impressive chromed radiator grille
- ③ LED front fog lights

New MUSSO GRAND




THE POWER TO DELIVER

Strong, rugged and capable, Musso Grand draws on the brand's traditional values to deliver, and in style.



- ① LED combination rear light clusters
- ② Easy-to-use drop-down tailgate
- ③ Touch sensitive external door handles

New MUSSO GRAND



HIGHLY ACCOMMODATING

Musso Grand stays true to its roots as a traditional pick-up truck. Yet as well as taking modern-day commuting in its stride, it is designed and built to graft in a wide range of environments and industries, from farming and construction to manufacturing and around-town deliveries.

With its wide and extra-long deck – it will easily carry a Euro pallet-sized load, Musso Grand meets the need to transport even larger loads, while cabin comfort, convenience and storage space have all been optimised through innovative design.



New MUSSO



IT LOOKS THE BUSINESS

Whatever your business or industry, Musso will roll-up its sleeves and deliver.




- 1 Headlights with 'see you home' function
- 2 Welcome system
- 3 Dual smart key

New MUSSO



MUSSO – THE ORIGINAL PICK-UP

With its original shorter deck and 4-wheel drive, Musso bridges the gap between work and play – the business truck that is equally at home at the weekend or down on the beach.





PREMIUM QUALITY CABIN AND EQUIPMENT

You might be in a work vehicle but there is no need to compromise on comfort and equipment; Musso and Musso Grand don't!

12.3" navigation and smart audio system



Apple CarPlay and Android Auto

12.3" full digital instrument cluster





FORM, FUNCTION AND HI-TECH CONVENIENCE

Musso and Musso Grand are comprehensively equipped and includes standard features you would expect to find as extras on a luxury car.

Automatic air conditioning with dual-temperature zones



3D 360° around-view visual monitoring



Instrument panel mood lighting



C-type USB slots

SPACIOUS, COMFORTABLE AND SO WELL APPOINTED

Musso and Musso Grand offer best-in-class passenger space and comfort.

While the new truck's exterior projects robust visual dynamism, the cabin creates an aura of calmness and luxury.

Sleek and efficient, the cabin has that wide open feeling and exudes comfort throughout.

Soft and smooth to the touch, genuine leather seats reflect the quality and there is meticulous attention to detail throughout.




ISOFIX child seat fixings



Heated front and rear seats



Ventilated front seats



DRIVES LIKE A CAR, DELIVERS LIKE A TRUCK

Experience the fun of driving Musso and Musso Grand.

The four-wheel drive system ensures optimal distribution of power to the front and rear wheels according to road and driving conditions thereby ensuring maximum traction and safety. Equipped with a turbocharger, the engine now delivers higher efficiency over previous models, maximising both fuel efficiency and acceleration.



e-XDi 2.2litre diesel engine


202 Max Power
ps / 3,800rpm

441 Max Torque
Nm / 1,600-2,600rpm

* 6MT : Max Torque 400 Nm / 1,400-2,800rpm

Part-time 4WD

Part-time four-wheel drive allows the driver to choose when to activate the system, depending on changing conditions on or off the road. Operational safety and efficiency are therefore superior to that of a full-time 4WD system.



Aisin 6-speed automatic transmission

A high ratio spread optimises gear changing under differing road conditions. Control of changing gear at speed is reliable and efficient, enabling the automatic transmission to maintain a smooth feel during each gear change. Manual mode (whether changing up or down) delivers a rapid response for more dynamic driving performance.





STRENGTH, BALANCE AND STABILITY

Unlike the traditional monocoque structure used by some pick-up manufacturers, the body, engine and suspension of Musso and Musso Grand are mounted onto a new quad frame. Built with ultra-high tensile strength steel, the quad frame structure is extremely strong and highly effective in isolating road shock when driving over rugged terrain or speed bumps, thus ensuring optimal rigidity and stability.



Crash protection zone

The protection zone is the part of frame that takes the most shock from a frontal impact collision. This zone or 'box' is designed to absorb that force and help protect the passengers inside the cabin.



Five-link rear suspension

The axle is connected on the left and right to provide a smooth ride even when the road surface gets rough. This system is preferable for off-road use.

Quad frame

Unlike a monocoque structure, the engine and suspension system are attached directly to the frame, helping to negate the heavy shock experienced when traveling over rough road surfaces or speed bumps and ensuring maximum handling stability.



Leaf spring rear suspension (Musso Grand)

Leaf spring rear suspension ensures this model rides smoothly and handles well even under heavy load when cargo-carrying and towing.



INTELLIGENT ADAPTIVE CRUISE CONTROL (IACC)

The advanced driver assistance system of Musso and Musso Grand maintains the distance with the vehicle in front (accelerating/decelerating) based on the speed set by the driver during highway and general road driving, and assists in lane keeping through leading-edge technologies. It also adjusts the driving speed for enhanced driving comfort on highways based on navigation data, making it an advanced autonomous driving assistance system.

* When using IACC, drivers are advised to keep their hands on the steering wheel and keep looking ahead.




* Automatic accelerating function, in case the vehicle in front accelerates, is not included.

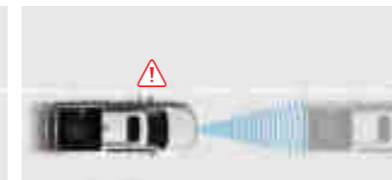
PUTTING YOU SAFELY IN CONTROL

The new Advanced Driver Safety Assistance System (ADAS) on the Musso & Musso Grand helps you to drive safely in all types of road environments. The Electronic Stability Program (ESP) prioritises occupant safety by helping to maintain directional stability when one or more tyres have lost traction, while Autonomous Emergency Braking (AEB) can minimise the risk of having a serious collision by automatically deploying the brakes when a forward collision is anticipated.

The latest technologies




AEB (Autonomous Emergency Braking)
AEB helps to avoid or mitigate collisions by detecting slow moving or stalled vehicles ahead and warning the driver in advance.



FCW (Forward Collision Warning)
FCW alerts the driver when another vehicle or pedestrian appears ahead.



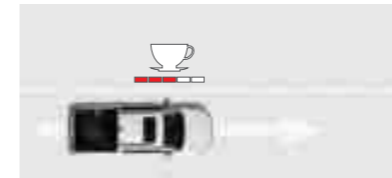
SDA (Safety Distance Alert)
This warns about safe braking when distance is not maintained from the car ahead.




FVSA (Front Vehicle Start Alert)
This attracts the driver's attention through a visual pop-up and audible sound when the vehicle directly in front is pulling away.



HBA (High Beam Assist)
This automatically dips the headlights when an approaching vehicle is detected, making night-driving easier and safer.



DAA (Driver Attention Alert)
If the DAA system senses the driver's attention is wandering, it gives an audible warning and visual alert on the instrument cluster.



LKAS (Lane Keeping Assist)
CLKA (Centring Lane Keeping Assist)
LKAS uses a forward-facing camera to monitor the painted lane lines. On detecting an attempt to change lane without prior signaling, it automatically corrects the electric power steering to keep the vehicle within the intended lane. * Lane Departure Warning (LDW) is included



BSA (Blind Spot Collision Assist)
Automatically applies the brakes if there is a risk of a collision with vehicles in the blind-spot while changing lanes.



SEW (Safety Exit Warning)
This warns if there is a risk of collision with vehicles in the blind-spot when an occupant opens the door to get out of the vehicle after stopping.



RCTA-i (Rear Cross Traffic Collision Assist Intervention)
When reversing and an approaching vehicle is detected in its path, RCTA sounds an alarm and automatically applies the brakes to stop the vehicle to reduce the risk of collision.



STRONG ON STRENGTH, STRONG ON SAFETY

For uncompromising levels of safety, Musso and Musso Grand are equipped with six advanced airbags including front, side and curtain airbags to protect the driver and passengers. The Electronic Stability Program (ESP) continuously monitors road conditions to ensure directional stability, and whenever necessary, will automatically adjust engine power and apply the brakes to individual wheels to prevent the loss of directional control. Additionally, the locking differential improves traction on steep and slippery slopes, particularly useful to maintain a powerful performance when towing.

Locking Differential

On mud, snow or other slippery surfaces, one wheel may slip or lift into the air. In such circumstances, the locking differential locks both wheels on the same axle together so they turn in unison, allowing the vehicle to recover its traction and momentum.



Emergency stop signal (ESS)



Hill descent control (HDC)



Trailer sway control (TSC)



STYLE & CONVENIENCE

Features to make your travelling safer, more convenient and enjoyable



Automatic door locking system



Parking assist system



Rear view camera



Powered safety windows



Privacy rear door glass



Heated leather steering wheel cover



Steering wheel mounted audio controls



Steering wheel mounted cruise control switches



Rake & reach telescopic steering wheel



Tilt control of steering wheel angle



Solar control glass



Powered safety sunroof



Designer roof rails



Tyre pressure monitoring system (TPMS)



Tyre repair kit



Instrument cluster with 3.5" trip computer



Manual air conditioning



Integrated switch module



Front camera module with rain-sensing and automatic headlight control



Illuminated sun visor



A-pillar grab handles



Centre console with automatic transmission



Centre console box



Glovebox



Seat belt reminder (SBR)



LED cabin light



Overhead console with LED map lights



2nd row air vent



2nd row seat central armrest with cup holder




Load deck lashing hooks


New MUSSO GRAND

COLOUR GUIDE

EXTERIOR COLOUR



Sandstone Beige (EBK)



Grand White (WAA)



Silky White Pearl (WAK)



Marble Grey (ACM)



Amazonia Green (GAM)



Indian Red (RAJ)



Galaxies Grey (ADB)



Space Black (LAK)

Special Model Package
Sandstone Beige (EBK)




New MUSSO

EXTERIOR COLOUR



Sandstone Beige (EBK)



Grand White (WAA)



Silky White Pearl (WAK)



Marble Grey (ACM)



Amazonia Green (GAM)



Indian Red (RAJ)



Galaxies Grey (ADB)



Space Black (LAK)

Special Model Package
Sandstone Beige (EBK)



COLOUR GUIDE

INTERIOR COLOUR



Genuine leather TPU (Thermoplastic polyurethane) Flat woven



Genuine leather TPU (Thermoplastic polyurethane) Flat woven



Genuine leather

WHEELS



17" Steel Wheels



17" Alloy Wheels



18" Alloy Wheels



18" Black Alloy Wheels



20" Sputtering Wheels



FEATURES LIST

ENGINE & FUEL SYSTEM

e-XDi 220 2.2L diesel engine with CDPF & LNT & SCR & AOC
Euro 6d step2 emission standard
Engine acoustic cover
Electronic cruise control
75L fuel tank
Voltage Stabilizer
Idle stop & go (ISG) system with electric energy management (EEM)
Single exhaust silencer

DRIVE TRAIN

Rear wheel drive system
6-speed manual transmission with gearshift knob
6-speed automatic with thumbs-up switch on gearshift knob
Part-time 4WD with shifting on the fly
Locking differential (LD)

STEERING SYSTEM

Hydraulic power steering
Speed-sensitive power steering
R-EPS (Rack type electric power steering)
Urethane steering wheel with silver-painted or black bezel
Leather steering wheel cover
Manually-controlled tilt and telescopic steering
Mechanical steering column lock
Electric steering column lock (deluxe)
Heated steering wheel cover
Heated & leather-covered steering wheel

SUSPENSION

Double-wishbone front suspension system with coil springs
Five-link rear suspension system with coil springs
Leaf spring rear suspension

BRAKE SYSTEM

Ventilated front disc brakes and rear disc brakes
Hand-operated parking brake
Electronic stability programme (ESP) with anti-lock braking system (ABS), hill start assist (HSA), traction control system (TCS), hill descent control (HDC), active roll-over protection (ARP), emergency stop signal (ESS) and trailer sway control (TSC)

WHEELS & TYRES

17" steel wheels 235/70R tyres with 5-link rear suspension
17" steel wheels 235/70R tyres with XL tyres with leaf spring rear suspension
17" alloy wheels 235/70R tyres with 5-link rear suspension
17" alloy wheels 235/70R tyres with XL tyres with leaf spring rear suspension
18" alloy wheels 255/60R tyres with 5-link rear suspension
18" diamond-cut finished alloy wheels 255/60R tyres with 5-link rear suspension
20" sputtering wheels 255/50R tyres with 5-link rear suspension
Tyre repair kit
Tyre pressure monitoring system (TPMS)

EXTERIOR

Silver-coloured radiator grille
Long license plate detailing
Exterior rear view mirrors, electrically controlled, foldable and heated (standard)
Exterior rear view mirrors, electrically controlled, foldable and heated with side repeaters and puddle lamp (deluxe)
Body-coloured exterior rear view mirror housing
Small mud guard for front & rear
Body-coloured exterior door handles
Bright stainless door outside belt weather strip
Body-coloured tailgate rear center garnish
Natural-coloured side sill mouldings
Standard deck
Trailer tow hitch mounting
Fashionable black & silver roof rails
Safety power sunroof
Special model package – radiator grille, bumper, head lights, LED DRL, LED front fog lamp and LED sequential turn signal
Black exterior package – outside door handle, door outside belt weather strip, tailgate centre garnish

GLASS

Tinted windscreen glass (standard)
Solar control windscreen glass (deluxe)
Tinted front & rear door glass
Privacy rear door glass

INTERIOR

Sun visors with vanity mirror and illumination
Adjustable day/night rearview mirror (standard)
Electrochromic interior rearview mirror (deluxe)
Visual VIN label
Silver accented instrument panel (standard)
Silver accented instrument panel with TPU cover (deluxe)
Silver finished inside door handles
Centre console with silver grain trim and hand-operated parking brake
Overhead console with bulb map lamps (standard)

Overhead console with LED map lamps (deluxe)
Plastic front and rear door scuff
Stainless-steel front-door scuff (deluxe)
Floor mats
Urethane gear knob (standard)
Leather-covered gear knob (deluxe)
Hang-on type accelerator pedal
A-pillar grip handle
B-pillar assist grip handle

SEATS

5 seats
Manually height-adjustable driver seat with sliding head rest
Manually adjustable passenger seat with sliding head rest
Folding 2nd-row seats with folding centre armrest
8-way power-adjustable driver seat
6-way power-adjustable front passenger seat
Driver's seat with 2-way powered lumbar support
Cloth seat cover
Thermoplastic polyurethane (TPU) seat cover
Leather seat cover
Sliding front headrests
Ventilated front seats

SAFETY

High-strength-steel construction
Ultra-rigid quad frame for greater strength, less vibration and noise
Door impact beams for optimal protection from side collisions
Dual airbags
Front side and curtain airbags
Airbag on/off switch for front passenger
Front seatbelts with ELR pre-tensioner and load limiter
3-point seat belts fitted to the two rear side seats and one lap belt on the centre seat
Child seat anchorage for rear seats
Seat belts reminder warning for front and rear all seating positions
Autonomous Emergency Braking (AEB)
Lane Departure Warning (LDW)
High Beam Assist (HBA)
12.3" navigation system with link to HD rear view camera including DAB and Glonass
Traffic Signal Recognition (TSR)
Front Vehicle Start Alert (FVSA)
Safety Distance Alert (SDA)
Driver Attention Alert (DAA)
Blind Spot-Detection Warning (BSW)
Lane Change-Collision Warning (LCW)
Rear Cross Traffic Warning (RCTW)
Safety Exit Warning (SEW)
Blind Spot-Collision Assist (BSA)
Rear Cross Traffic-Collision Assist-intervention (RCTA-i)
Intelligent Adaptive Cruise Control (IACC)
Centering Lane Keeping Assist (CLKA)

CONVENIENCE

Standard cluster including 3.5" mono TFT-LCD information screen
Deluxe 12.3" full colour LCD cluster including trip computer
MFR front head lights with DRL and manual leveling
25W HID front head lights with LED DRL, LED turn signal lamp and manual leveling
Projection front head lights with LED DRL, LED turn signal lamp and manual leveling
Full LED front head lights with LED DRL, LED turn signal lamp and manual leveling
Bulb front fog lights (standard) / LED front fog lights (deluxe)
Bulb rear fog lights (standard) / LED rear fog lights (deluxe)
Rear combination lamp with bulb stop lights
Auto light control
Rain sensing front windscreen wipers
Powered driver's door window with 1-touch lowering
Driver Safety power window
Remote keyless entry system with folding controller
Dual smart-key system with welcome system
Immobiliser with keyhole illumination
Anti-theft alarm
Twin horn
Instrument panel mood lamp
Four front and rear parking sensors

CLIMATE CONTROL

Front manual air conditioning system
Front dual-temperature zone auto air conditioning system
Air quality control system
Rear air vent on centre console back
Heater and air compressor
PTC (positive temperature coefficient) heater for diesel engine
Air conditioner filter

AUDIO & VIDEO

2-Din audio system with MP3 player
12.3" smart audio system with link to rear view camera including DAB and Glonass
12.3" navigation system with link to HD rear view camera including DAB and Glonass
4 speakers / 6 speakers
C-type USB slots (10.5W data delivery, 18W charging)
Bluetooth hands free
Audio remote control switches on steering wheel
Car connectivity - Apple CarPlay & Android Auto
Around view monitoring system (AMS)
Roof-mounted pole antenna with 2-din audio
Roof-mounted shark-fin antenna with 12.3" smart audio and 12.3" navigation

New MUSSO GRAND

TECHNICAL DATA

		ENGINE		New MUSSO GRAND Diesel 2.2								
		DRIVEN WHEELS		Part time 4WD		6MT		6AT				
		TRANSMISSION		6MT		6AT						
		EMISSION		Euro 6d Step 2								
EXTERIOR DIMENSION	Overall length	mm		5,405 (5,415 with Special Model package bumper)								
	Overall width	mm		1,950								
	Overall height	mm		1,885								
	Wheelbase	mm		3,210								
	Tread	Front	mm		1,640 (235/70R17)							
		Rear	mm		1,640 (235/70R17)							
	Overhang	Front	mm		890 (900 with Special Model package bumper)							
		Rear	mm		1,305							
	Minimum ground clearance	mm		220 (Between the axles clearance)								
	Minimum turning radius	m		6.09								
ENGINE	Fuel	-		Diesel								
	Fuel tank	ℓ		75								
	Capacity	cc		2,157								
	Bore X Stroke	mm		86.2 X 92.4								
	Compression ratio	-		15.5 : 1								
	Number of cylinders	-		4 In-line								
PERFORMANCE	Max. power	kW/rpm			148.6/3,800							
		ps/rpm			202/3,800							
	Max. torque	Nm/rpm			400/1,400~2,800(6MT), 441/1,600~2,600(6AT)							
		kg,m/rpm			40.8/1,400~2,800(6MT), 45/1,600~2,600(6AT)							
Max. speed	km/h	172	177									
IDLE STOP AND GO (ISG)		-	None	None	Standard	None	Standard	None	Standard	None	Standard	
SUSPENSION	Front	-		Double Wishbone								
	Rear	-		5-Link	Leaf spring	5-Link	Leaf spring	5-Link				
	Gross vehicle weight	kg	2,890	3,260	2,990	3,260	2,990					
WEIGHT	Kerb weight	kg	2,020~2,105	2,175~2,246	2,110~2,195	2,185~2,256	2,120~2,205					
	Gross trailer weight	Braked	kg	2,600	2,600	2,600	3,000	3,000				
		Unbraked	kg	750								
	CO ₂ (combined)	g/km	236~242	231	225	224	217	245	237	236~242	234	
Combined	ℓ/100km	9.000~9.229	8.809	8.581	8.546	8.275	9.343	9.038	9.000~9.229	8.924		
Low phase	ℓ/100km	11.435~11.875	10.159	9.252	10.158	9.02	11.697	10.514	11.435~11.875	10.355		
Mid phase	ℓ/100km	8.748~9.032	8.389	8.199	8.091	7.843	9.068	8.923	8.748~9.032	8.799		
High phase	ℓ/100km	7.737~7.967	7.702	7.511	7.447	7.243	8.105	7.991	7.737~7.967	7.784		
Extra High phase	ℓ/100km	9.328~9.446	9.506	9.478	9.157	9.138	9.693	9.459	9.328~9.446	9.5		

* The fuel economy can vary according to road conditions or driving habits. * The technical data can vary slightly by regional certification requirements or sales specifications.

DIMENSIONS



* Some features may be optional or unavailable according to market. Please contact your local dealer for the exact details regarding vehicles sold in your area.

FEATURES LIST

ENGINE & FUEL SYSTEM

e-XDi 220 2.2L diesel engine with CDPF & LNT & SCR & AOC
Euro 6d step2 emission standard
Engine acoustic cover
Electronic cruise control
75L fuel tank
Voltage Stabilizer
Idle stop & go (ISG) system with electric energy management (EEM)
Single exhaust silencer

DRIVE TRAIN

Rear wheel drive system
6-speed manual transmission with gearshift knob
6-speed automatic with thumbs-up switch on gearshift knob
Part-time 4WD with shifting on the fly
Locking differential (LD)

STEERING SYSTEM

Hydraulic power steering
Speed-sensitive power steering
R-EPS (Rack type electric power steering)
Urethane steering wheel with silver-painted or black bezel
Leather steering wheel cover
Manually-controlled tilt and telescopic steering
Mechanical steering column lock
Electric steering column lock (deluxe)
Heated steering wheel cover
Heated & leather-covered steering wheel

SUSPENSION

Double-wishbone front suspension system with coil springs
Five-link rear suspension system with coil springs

BRAKE SYSTEM

Ventilated front disc brakes and rear disc brakes
Hand-operated parking brake
Electronic stability programme (ESP) with anti-lock braking system (ABS), hill start assist (HSA), traction control system (TCS), hill descent control (HDC), active roll-over protection (ARP), emergency stop signal (ESS) and trailer sway control (TSC)

WHEELS & TYRES

17" steel wheels 235/70R tyres with 5-link rear suspension
17" alloy wheels 235/70R tyres with 5-link rear suspension
18" alloy wheels 255/60R tyres with 5-link rear suspension
18" diamond-cut finished alloy wheels 255/60R tyres with 5-link rear suspension
20" sputtering wheels 255/50R tyres with 5-link rear suspension
Tyre repair kit
Tyre pressure monitoring system (TPMS)

EXTERIOR

Silver-coloured radiator grille
Long license plate detailing
Exterior rear view mirrors, electrically controlled, foldable and heated (standard)
Exterior rear view mirrors, electrically controlled, foldable and heated with side repeaters and puddle lamp (deluxe)
Body-coloured exterior rear view mirror housing
Small mud guard for front & rear
Body-coloured exterior door handles
Bright stainless door outside belt weather strip
Body-coloured tailgate rear center garnish
Natural-coloured side sill mouldings
Standard deck
Trailer tow hitch mounting
Fashionable black & silver roof rails
Safety power sunroof
Special model package – radiator grille, bumper, head lights, LED DRL, LED front fog lamp and LED sequential turn signal
Black exterior package – outside door handle, door outside belt weather strip, tailgate centre garnish

GLASS

Tinted windscreen glass (standard)
Solar control windscreen glass (deluxe)
Tinted front & rear door glass
Privacy rear door glass

INTERIOR

Sun visors with vanity mirror and illumination
Adjustable day/night rearview mirror (standard)
Electrochromic interior rearview mirror (deluxe)
Visual VIN label
Silver accented instrument panel (standard)
Silver accented instrument panel with TPU cover (deluxe)
Silver finished inside door handles
Centre console with silver grain trim and hand-operated parking brake
Overhead console with bulb map lamps (standard)
Overhead console with LED map lamps (deluxe)

Plastic front and rear door scuff
Stainless-steel front-door scuff (deluxe)
Floor mats
Urethane gear knob (standard)
Leather-covered gear knob (deluxe)
Hang-on type accelerator pedal
A-pillar grip handle
B-pillar assist grip handle

SEATS

5 seats
Manually height-adjustable driver seat with sliding head rest
Manually adjustable passenger seat with sliding head rest
Folding 2nd-row seats with folding centre armrest
8-way power-adjustable driver seat
6-way power-adjustable front passenger seat
Driver's seat with 2-way powered lumbar support
Cloth seat cover
Thermoplastic polyurethane (TPU) seat cover
Leather seat cover
Sliding front headrests
Front ventilated seats

SAFETY

High-strength-steel construction
Ultra-rigid quad frame for greater strength, less vibration and noise
Door impact beams for optimal protection from side collisions
Dual airbags
Front side and curtain airbags
Airbag on/off switch for front passenger
Front seatbelts with ELR pre-tensioner and load limiter
3-point seat belts fitted to the two rear side seats and one lap belt on the centre seat
Child seat anchorage for rear seats
Seat belts reminder warning for front and rear all seating positions
Autonomous Emergency Braking (AEB)
Lane Departure Warning (LDW)
High Beam Assist (HBA)
Traffic Signal Recognition (TSR)
Front Vehicle Start Alert (FVSA)
Safety Distance Alert (SDA)
Driver Attention Alert (DAA)
Blind Spot-Detection Warning (BSW)
Lane Change-Collision Warning (LCW)
Rear Cross Traffic Warning (RCTW)
Safety Exit Warning (SEW)
Blind Spot-Collision Assist (BSA)
Rear Cross Traffic-Collision Assist-intervention (RCTA-i)
Intelligent Adaptive Cruise Control (IACC)
Centering Lane Keeping Assist (CLKA)

CONVENIENCE

Standard cluster including 3.5" mono TFT-LCD information screen
Deluxe 12.3" full colour LCD cluster including trip computer
MFR front head lights with DRL and manual leveling
25W HID front head lights with LED DRL, LED turn signal lamp and manual leveling
Projection front head lights with LED DRL, LED turn signal lamp and manual leveling
Full LED front head lights with LED DRL, LED turn signal lamp and manual leveling
Bulb front fog lights (standard) / LED front fog lights (deluxe)
Bulb rear fog lights (standard) / LED rear fog lights (deluxe)
Rear combination lamp with bulb stop lights
Auto light control
Rain sensing front windscreen wipers
Powered driver's door window with 1-touch lowering
Driver Safety power window
Remote keyless entry system with folding controller
Dual smart-key system with welcome system
Immobiliser with keyhole illumination
Anti-theft alarm
Twin horn
Instrument panel mood lamp
Four front and rear parking sensors

CLIMATE CONTROL

Front manual air conditioning system
Front dual-temperature zone auto air conditioning system
Air quality control system
Rear air vent on centre console back
Heater and air compressor
PTC (positive temperature coefficient) heater for diesel engine
Air conditioner filter

AUDIO & VIDEO

2-Din audio system with MP3 player
12.3" smart audio system with link to rear view camera including DAB and Glonass
12.3" navigation system with link to HD rear view camera including DAB and Glonass
4 speakers / 6 speakers
C-type USB slots (10.5W data delivery, 18W charging)
Bluetooth hands free
Audio remote control switches on steering wheel
Car connectivity - Apple CarPlay & Android Auto
Around view monitoring system (AMS)
Roof-mounted pole antenna with 2-din audio
Roof-mounted shark-fin antenna with 12.3" smart audio and 12.3" navigation

New MUSSO

TECHNICAL DATA

		ENGINE		New MUSSO Diesel 2.2					
		DRIVEN WHEELS		2WD		Part time 4WD			
		TRANSMISSION		6MT	6AT	6MT	6AT		
		EMISSION		Euro 6d Step 2					
EXTERIOR DIMENSION	Overall length			5,095 (5,105 with Special Model package bumper)					
	Overall width			1,950					
	Overall height			1,870					
	Wheelbase			3,100					
	Tread	Front			1,640 (235/70R17)				
		Rear			1,640 (235/70R17)				
	Overhang	Front			890 (900 with Special Model package bumper)				
		Rear			1,105				
	Minimum ground clearance			215 (Between the axles clearance)					
	Minimum turning radius			5.91					
ENGINE	Fuel			Diesel					
	Fuel tank			75					
	Capacity			2,157					
	Bore X Stroke			86.2 X 92.4					
	Compression ratio			15.5 : 1					
	Number of cylinders			4 In-line					
PERFORMANCE	Max. power			148.6/3,800					
				202/3,800					
	Max. torque			400/1,400~2,800(GMT), 441/1,600~2,600(GAT)					
				40.8/1,400~2,800(GMT), 45/1,600~2,600(GAT)					
	Max. speed			177	172	177	172		
IDLE STOP AND GO (ISG)			None	None	None	Standard	None	Standard	
SUSPENSION	Front			Double Wishbone					
	Rear			5-Link					
WEIGHT	Gross vehicle weight			2,840		2,940			
	Kerb weight			1,970~2,055	1,980~2,065	2,070~2,155		2,080~2,165	
	Gross trailer weight			2,800	2,800	2,800		3,000	
		Braked			750				
	Unbraked			750					
FUEL CONSUMPTION	CO ₂ (combined)			211~221	230~237	211~221	214	230~237	230
	Combined			8.047~8.433	8.771~9.039	8.047~8.433	8.165	8.771~9.039	8.77
	Low phase			9.173~9.928	11.842~11.707	9.173~9.928	8.867	11.842~11.707	10.244
	Mid phase			8.752~8.005	8.618~8.849	7.524~8.005	7.725	8.618~8.849	8.637
	High phase			7.001~7.297	7.415~7.788	7.001~7.297	7.219	7.415~7.788	7.679
	Extra High phase			8.836~9.104	8.884~9.231	8.836~9.104	8.977	8.884~9.231	9.24

* The fuel economy can vary according to road conditions or driving habits. * The technical data can vary slightly by regional certification requirements or sales specifications.

DIMENSIONS



* Some features may be optional or unavailable according to market. Please contact your local dealer for the exact details regarding vehicles sold in your area.



KG Mobility Corporation

13th floor, Times Square A-dong, 15, Yeongjung-ro, Yeongdeungpo-gu, Seoul, Korea

www.kg-mobility.com/en

 www.facebook.com/KGMobilityGlobal

 www.instagram.com/kg_mobility_global

Some of the equipment shown in this brochure is optional and may not be available on all models or in all markets.
All specifications are subject to change without notice.
Please contact your local dealer for the latest information.