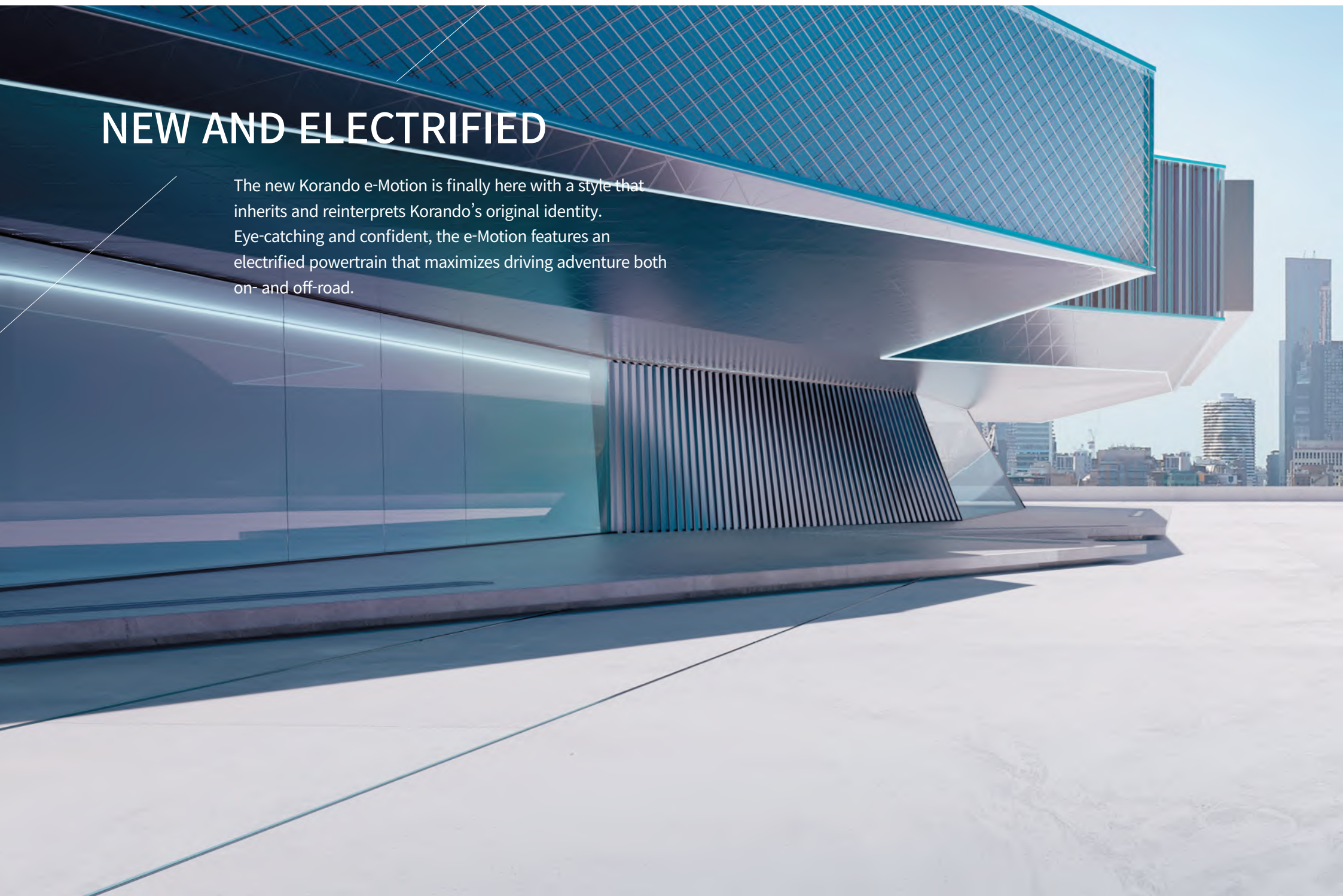


KORANDO **E**MOTION



NEW AND ELECTRIFIED

The new Korando e-Motion is finally here with a style that inherits and reinterprets Korando's original identity. Eye-catching and confident, the e-Motion features an electrified powertrain that maximizes driving adventure both on- and off-road.









HIGH-TECH BENEFITS WITH ZERO EMISSIONS

Join the fast-growing green movement with e-Motion's eco-friendly technologies that produce zero emissions and open the door to a sustainable future.



THE ELECTRIC SUV FOR EVERYONE

Building on its reputation as an SUV specialist, SsangYong Motor is taking the next big step with e-Motion, its first electric SUV. With the practicality and versatility of the legacy Korando, e-Motion offers the rugged good looks of an SUV, improved safety systems and most important of all, the economy and eco-friendly values of pure electric drive.





FOR UNCOMPROMISING ROAD TRIPS

Eco-awareness — it's the next big thing in driving but it doesn't mean eco-driving requires a tradeoff. In fact, e-Motion is anything but a compromise. It brings the best of two worlds together: the power of an SUV and the pleasure of electric mobility with all its eco-friendly advantages.





KORANDO

SSANGYONG

CATCHER

KORANDO CATCHER

e-MOTIONAL STYLE

Presenting e-Motion in blue, the colour that perfectly captures the feeling of pure, clean energy.

Dynamic and refined, e-Motion's powerful-looking front bumper geometry incorporates an intriguing shark fin motif that communicates power and authority.

The stippled finish that resembles shark skin scales is one of many design elements that reflect care and attention to detail.



Front design



LED headlamps
Radiator grill & Front bumper



LED rear combination lights
17-inch alloy wheels & 215/65R Tires



Rear design



CHARGING THAT SUITS YOUR SCHEDULE

Recharge a fully depleted battery to 100% capacity in around 11 hours.
Using a DC ultra-fast (100kW) charger, you can reach 80% in around 33 minutes.



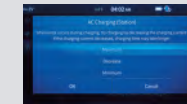
Charging Convenience



Scheduled charging
The easy-to-use AVN menu lets you choose the charging start and end times as well as the days of the week to take advantage of discounted utility rates.



Set Charging Target
Charging stops automatically once the pre-set charging target has been reached in either fast charging or standard charging modes.



Set Charging Current
Set the charging current during standard charging for improved stability.



Cluster Charging indicator



A normal AC / a fast DC charge port



Portable charger

NEXT-LEVEL DYNAMIC PERFORMANCE

Dynamic performance rises to the next level with e-Motion. e-Motion goes beyond quiet, stable running to deliver exhilarating levels of performance that will take your breath away. e-Motion: It's the future of e-SUVs right here, right now.



140kW Max Power | **360Nm** Max Torque

Delivering 140kW and 360Nm of torque instantly, you will experience powerful dynamic performance. Regenerative brakes transform the kinetic energy generated by braking into electrical energy for battery charging.



Paddle shifters (Regenerative Braking Control)
Paddle shifters add the fun factor by allowing you to control the level of regenerative braking for improved dynamic performance and energy efficiency.

SBW (Shift By Wire)

SBW incorporates the traditional T-shaped shift handle that every driver is familiar with, but it also includes a handy arrow guide on the lever top to help prevent shift selection errors while in the P gear. Also, turning the ignition on or off triggers "Welcome" and "Goodbye" voice messages for added confidence and convenience.









CUTTING-EDGE SENSIBILITIES

The “Blaze Cockpit” achieves a unique harmony of high-tech aesthetic sensibilities. The spacious cabin includes an attractive 34-colour infinity mood lamp and a 12.3-inch full-digital center gauge cluster that mirrors the AVN screen for a fun and pleasant driving experience.

12,3-inch Full LCD cluster



9-inch HD Navigation with Smart Mirroring

THE ULTIMATE RELAXATION SPACE

The moment you slip into the e-Motion seat, the feeling of total comfort radiates throughout your entire body. Multi-density foam seat cushions offer excellent support for the shoulders, back, and other critical pressure points, and there is ample space to facilitate easy entry and egress.




Heated seats (1st row)



Luxurious 3-stage ventilated seats (1st row)



Heated seats (2nd row)



32.5° reclining rear seats







THE NEW STANDARD FOR SPACE UTILIZATION

From long cross-country road trips to short family outings into the countryside, the e-Motion shines in all situations. It offers best-in-class cargo space and provides a wide variety of seat configurations to take on the most challenging scenarios.

551ℓ of cargo capacity



2nd row 60% folded



2nd row 40% folded



2nd row fully folded

* Based on VDA standard

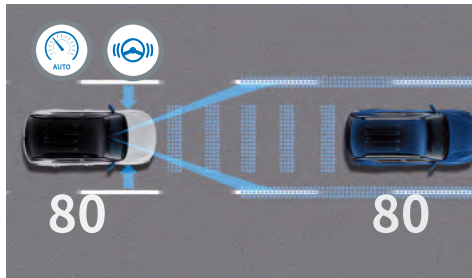


SAFETY THAT PROTECTS AND PREVENTS

DEEP CONTROL, Ssangyong Motor's advanced autonomous driving system, uses a camera and radar to analyze forward driving surroundings continually, and in dangerous situations, is capable of taking preemptive action to prevent an accident.

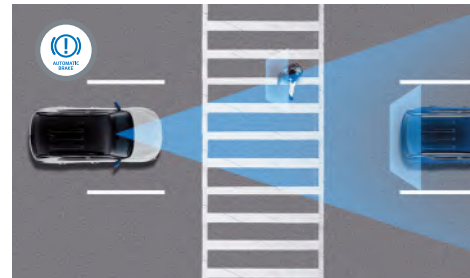


DEEP CONTROL



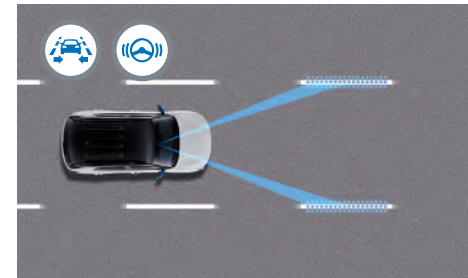
Intelligent Adaptive Cruise Control (IACC)

IACC maintains a safe speed and distance from the vehicle ahead. IACC works in tandem with the Lane Center Following Assist, which can be used on highways and city streets and reactivates when the brake pedal is released.



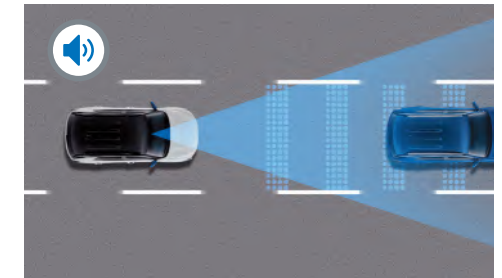
Autonomous Emergency Braking (AEB)

AEB automatically deactivates the throttle and applies the brakes to reduce the risk of a severe collision.




Lane Keeping Assist (LKA)

LKA can detect an unsafe lane change (where there is no prior signalling) and automatically provides corrective steering input to keep the vehicle centered within the intended lane.



Safety Distance Warning (SDW)

By continuously monitoring speed and distance, SDW will sound a warning whenever a safe braking distance is not maintained from the car ahead.



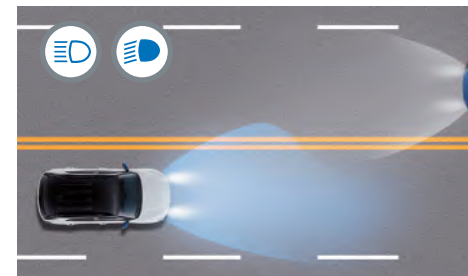
Front Vehicle Start Warning (FVSW)

While stopped and the car in front has started to move, FVSW will issue a visual pop-up alert and audible alarm.



Speed Limit Warning (SLW)

Displays traffic information, including posted speed limits, thus maximizing driving safety.



Smart High Beam (SHB)

SHB switches between high and low beams by analyzing ambient light levels and monitoring the headlights of oncoming vehicles and the rear lamps of vehicles ahead.



Driver Attention Warning (DAW)

On detecting a pattern of drowsy driving, DAW sounds an alert and advises the driver to take a break.

HIGHLY EVOLVED ADVANCED SAFETY TECHNOLOGIES


Electric Brake Unit (EBU) system, which includes all the functions of Electronic Stability Control (ESC), provides the highest standard of braking performance and improved quietness not only on slopes but on all types of road surfaces for a safer driving experience.




Hill Start Assist (HSA) / Hill Descent Control (HDC)



Anti-Rollover Protection (ARP)



The percentage of high tensile and ultra-high tensile used for the e-Motion's frame has been increased to 77% for increased strength and safety. The passenger safety cell has been structurally reinforced to ensure a higher level of protection in the event of a collision.



- ① Driver seat airbag
- ② Driver seat knee airbag
- ③ Passenger seat airbag
- ④ Far side airbag
- ⑤⑥ Front-seat side airbag (left/right)
- ⑦⑧ Curtain airbag (left/right)

FEATURES

EV BLUE ACCENTED FEATURES



17-inch alloy wheels & 215/65R Tires



1




2



3



4



8



5



6



7

1 Blue-accented headlamp bezel

2 Outside rearview mirror

5 Front skid plate

6 Rear skid plate

3 EV emblem

7 Blue-accented steering wheel bezel

4 Blue-accented dashboard & door trim

8 Blue stitch

EXTERIOR



Auto-locking system



1



2



5



3



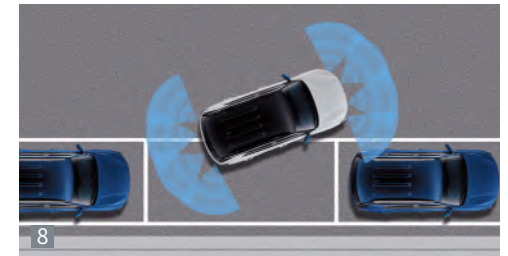
6



4



7



8

- 1 LED fog lights
- 5 Sporty black roof rails
- 8 Parking Aid System

- 2 Side repeater and puddle lamp mounted on the back of the outside mirror

- 3 Heated outside rearview mirror
- 6 Rearview camera

- 4 Headlight escort
- 7 TPMS / Tyre repair kit

FEATURES

INTERIOR



- 1 Apple CarPlay and Google Android Auto
- 5 Electric Parking Brake (EPB) with Auto Hold

- 2 Dual-zone fully automatic air-conditioner
- 6 Hands-free audio switch / Cruise control switch

- 3 Steering wheel (heated / tilt / telescopic)
- 7 Multi-switch console

- 4 Drive mode selector
- 8 Wireless charger

COLOUR GUIDE

EXTERIOR COLOUR

Grand White (WAA)



Dandy Blue (BAS)



Grand White Two-tone (2WA)



Platinum Gray (ADA)



Space Black (LAK)




Platinum Gray Two-tone (2DA)




INTERIOR COLOUR




Black interior (LBH)



Leather



TPU and Cloth combination



Flat woven

FEATURES LIST

MECHANICAL

140kW Drive train - Motor, MCU, E-Gear(Reducer), EGP(Electric Gear Parking)

61.5kWh lithium-ion polymer battery

6.6kW On Board Charger

Regenerative braking system

Paddle shifters (Regenerative control)

Lever type shift by wire system

Driving mode selector (Eco/Comfort/Sports/Eco+)

Heat pump system

MacPherson strut front suspension with coil springs

Multi-link rear suspension with coil springs

Ventilated front disc brakes

Rear disc brakes

Electric Power Steering (EPS)

Electronic parking brake with auto-hold function

Voltage stabilizer

EXTERIOR

New radiator grille design

Black air intake hole

Blue-accented front & rear skid plate

Silver or Black roof rails

Sporty air spoiler with LED high mounted stop lamp

Projection headlamps with bulb-type turn signal lamps

LED headlamps with LED turn signal lamps

Headlamp leveling device

LED daytime running lamps (LED light guide)

LED front fog lamps

Rear combination lamp with LED Tail & stop lamp

Bulb type rear fog lamps

LED side repeater and puddle lamp on outside rearview mirrors

Clean-sill doors

Body-coloured exterior door handles

17-inch alloy wheels with 215/65R eco tyres

PP front and rear door scuff

Hybrid blade wipers (Front)

EXTERIOR

Safety powered sunroof

Tinted, noise-control windshield glass

Tinted front & rear door glass

Privacy rear door glass

Heated windshield glass (Windshield De-Icer)

INTERIOR

Sliding-type centre console

Infinity-type mood lights on instrument panel and door trim

Leather steering wheel cover

Urethane steering wheel cover

Leather-wrapped transmission knob

Sun visors with extension & illuminated vanity mirror

Floor mats

SEATS

8-way power adjustable driver and front passenger seats

4-way adjustable power lumbar support for driver's seat

Height adjustable driver's seat

60:40 split folding 2nd row seats with folding centre armrest

Leather seat upholstery

Thermoplastic polyurethane (TPU) and cloth combination upholstery

Woven cloth seat upholstery

Ventilated front seat

Heated front and 2nd row seats

Front sliding seat headrests

CLIMATE CONTROL

Dual zone fully automatic air-conditioner

Automatic defogging system

CONVENIENCE

12.3-inch Full LCD cluster

8-inch smart audio system with link to SD rear view camera

9-inch HD navigation system with link to HD rear view camera

Car connectivity (Apple CarPlay & Google Android Auto)

Bluetooth hands-free

Six speakers

Pole antenna

Auto light control and rain-sensing wipers in front

Intermittent rear window wiper and washer

Safety power windows

Dual smart key with and auto locking system

Electric steering column lock

Manual tilt and telescopic steering wheel

Heated steering wheel

Smart power tailgate

Electrically adjustable, folding and heated outside mirror

Cup holders in the front and rear

Luggage cover and net

Luggage tray

12V DC power outlets

220V/110V Inverter

Wireless charger

Tyre repair kit

SAFETY

Autonomous Emergency Braking (AEB)

Forward Collision Warning (FCW)

Lane Departure Warning (LDW)

Lane Keeping Assist (LKA)

Smart High Beam (SHB)

Speed Limit Warning (SLW)

Safety Distance Warning (SDW)

Driver Attention Warning (DAW)

Intelligent Adaptive Cruise Control (IACC)

Front Vehicle Start Warning (FVSW)

SAFETY

Rear Cross Traffic Assist (RCTA)

Rear Cross Traffic Warning (RCTW)

Blind Spot-Detection Warning (BSW)

Safety Exit Warning (SEW)

Lane Change-Collision Warning (LCW)

Electric Brake Unit (EBU) system

Electronic Stability Program (ESP) with Emergency Brake Assist, Hill Start Assist (HSA), Hill Descent Control (HDC), Traction Control System (TCS), Active Roll-over Protection (ARP), Emergency Stop Signal (ESS) and Automatic Vehicle Hold (AVH) with EPB & Auto hold

Reinforced monocoque body structure

Door impact beams for optimal protection from side impact

Front seatbelt load limiters and pre-tensioners with clamping locking tongue (CLT)

2nd row seatbelts with load limiters and pre-tensioners (both sides) & 3-point center seatbelt

Front airbags for driver and front passenger

Driver's knee airbag

Side airbags for driver and front passenger

Curtain airbags for front and rear passengers

Front far side airbag

Airbag On / Off switch for front passenger

Seatbelt reminder for all seats

ISO-FIX and tether anchorage for child seat

Front parking aid system (4 sensors) with 2-stage alarm

Rear parking aid system (4 sensors) with 3-stage alarm

Immobiliser anti-theft system

Tyre pressure monitoring system (TPMS)

Visual VIN

* Some of features may be optional or not be available according to market. Please contact your local dealer for the exact details regarding vehicles sold in your area.

TECHNICAL DATA



ENGINE			Electric motor (140kW)	
DRIVEN WHEELS			2WD	
TRANSMISSION			A/T	
Exterior dimension	Overall length	mm	4,465	
	Overall width	mm	1,870	
	Overall height	mm	1,635 (1,645: with roof rack)	
	Wheel base	mm	2,675	
	Tread	Front	mm	1,590
		Rear	mm	1,610
	Overhang	Front	mm	922
		Rear	mm	868
	Approach angle	degree	19.5	
	Departure angle	degree	25.0	
	Ramp angle	degree	15.0	
Min. clearance	mm	169		
Min.turning radius	m	5.35		
Weight	Gross vehicle weight	kg	2,250	
	Kerb weight	kg	1,765	
	Gross trailer weight	Braked	kg	1,500
		Unbraked	kg	500
Performance	Max. power	kW/rpm	140	
	Max. torque	Nm/rpm	360	
	Max. speed	km/h	156	
Energy Consumption	Electric energy consumption	(Wh/km)	168	
	Electric range	km	339	
	Electric range city	km	474	

* The energy use will depend on speed, style of driving, climate and route conditions.

* The above technical data can vary slightly by regional certification requirements or sales specifications.

* The declared energy consumption was determined according to the Worldwide Harmonized Light Vehicles Test Procedure (WLTP).

DIMENSIONS (mm)





SsangYong Motor Company

13th FL, Times Square A-dong, 15, Yeongjung-ro, Yeongdeungpo-gu, Seoul, Korea
www.smotor.com

 www.facebook.com/ssangyongglobal

 www.instagram.com/ssangyong_global

Some of the equipment shown in this brochure is optional and may not be available on all models or in all markets.
All specifications are subject to change without notice.
Please contact your local dealer for the latest information.